

Hikashop Plugin Enabling Product Pack splits for Order Fulfillment by Brainforge.UK

1 Introduction

This plugin allows a customer to order more items than those currently in stock by counting the total number of items available by splitting product packs.

For instance:

There are 2 items in stock.

Customer wants to order 3.

There are 10 packs of 5 items each in stock.

Customer can order up to 52 (in warehouse packer has to split packs as needed).

2 Product Configuration

2.1 Basic Example (Recommended)

Single Product	Product Pack
<div><div>MAIN OPTIONS</div><div><div>Name</div><div>Single Widget</div></div><div><div>Product code</div><div>WIDGET</div></div><div><div>Quantity</div><div>2</div><div>∞</div></div><div><div>Categories</div><div>Shop X</div></div><div><div>Brand</div><div>None X</div></div><div><div>Tags</div><div>Type or select some options</div></div><div><div>Published</div><div>Yes</div><div>No</div></div></div>	<div><div>MAIN OPTIONS</div><div><div>Name</div><div>Pack of 5 Widgets</div></div><div><div>Product code</div><div>WIDGET-5</div></div><div><div>Quantity</div><div>10</div><div>∞</div></div><div><div>Categories</div><div>Shop X</div></div><div><div>Brand</div><div>None X</div></div><div><div>Tags</div><div>Type or select some options</div></div><div><div>Published</div><div>Yes</div><div>No</div></div></div>
<div><div>CUSTOM FIELDS</div><div><div>Product pack code</div><div>WIDGET-5</div></div><div><div>Products in pack</div><div>5</div></div></div>	<div><div>CUSTOM FIELDS</div><div><div>Product pack code</div><div></div></div><div><div>Products in pack</div><div></div></div></div>

The *Product pack code* and *Products in pack* fields are only used with the single product, leave blank when configuring the product pack - unless you have a pack which is part of a larger pack.

Hikashop Plugin Enabling Product Pack splits for Order Fulfillment by Brainforge.UK

2.1 Recursive Product Configuration Example

What happens when the product pack is out of stock, but there is sufficient of the single product to makeup the pack? You can link the product pack back to the single product by entering a fractional value into the *Products in pack* field.

CUSTOM FIELDS	
Product pack code	<input type="text" value="WIDGET"/>
Products in pack	<input type="text" value="0.2"/>

2.2 Linking Single Product to Multiple Product Packs

Say you have a single product and multiple packs like this.

Name / Code	Price	Quantity
Single Widget WIDGET	£ 1.00	0
Pack of 5 Widgets WIDGET-5	£ 5.00	10
Pack of 6 Widgets WIDGET-6	£ 6.00	10

In the single product you can specify multiple product packs separated by semi-colons (;).


CUSTOM FIELDS	
Product pack code	<input type="text" value="WIDGET-5;WIDGET-6"/>
Products in pack	<input type="text" value="5;6"/>

Hikashop Plugin Enabling Product Pack splits for Order Fulfillment by Brainforge.UK

2.2.1 A Further Multiple Pack Products Example

Name / Code	Price	Quantity	Product pack code	Products in pack
Pack of 5 Widgets WIDGET-5	£ 5.00	10	WIDGET-1	0.2
Pack of 6 Widgets WIDGET-6	£ 6.00	10	WIDGET-1	0.1666666666666667
Single Widget WIDGET-1	£ 1.00	5	WIDGET-5;WIDGET-6	5;6


With those values the front-end *items in stock* display will appear like this:



£ 6.00 each
Pack of 5 Widgets
11 items in stock

+
-


Add to cart



£ 7.20 each
Pack of 6 Widgets
10 items in stock

+
-

Add to cart



£ 1.20 each
Single Widget
115 items in stock

+
-

Add to cart

Note that this example does not take items from WIDGET-6 to make a WIDGET-5 – things can get really complicated if you start going down that route!

Hikashop Plugin Enabling Product Pack splits for Order Fulfillment by Brainforge.UK

3 Hikashop Product Table Custom Fields

Two Hikashop product table custom fields need to be defined.

- `product_bfsplitprodpacks4order_code`
The product code of the product pack – enter value when configuring single pack.
- `product_bfsplitprodpacks4order_qty`
The number of products in the product pack – enter value when configuring single pack.

#	<input type="checkbox"/>	Table	Column name	Label	Field type	Required	Order	<input type="checkbox"/>	Front-end	Back-end Form	Back-end Listing	Published	Core
1	<input type="checkbox"/>	product	<code>product_bfsplitprodpacks4order_code</code>	Product pack code	Text		<input type="text" value="1"/>	<input type="checkbox"/>					
2	<input type="checkbox"/>	product	<code>product_bfsplitprodpacks4order_qty</code>	Products in pack	Text		<input type="text" value="2"/>	<input type="checkbox"/>					

It is often useful, particularly if you have a lot of products using this functionality or a complicated arrangement (such as in section 2.2.1), to enable the *Back-end Listing* display for these custom field.

Hikashop Plugin Enabling Product Pack splits for Order Fulfillment by Brainforge.UK

3.1 product_bfsplitprodpacks4order_code

MAIN INFORMATION	RESTRICTIONS
<p>Label <input type="text" value="Product pack code"/></p> <p>Table product</p> <p>Column name product_bfsplitprodpacks4order_code</p> <p>Field type <input type="text" value="Text"/></p> <p>Published <input checked="" type="checkbox"/> Yes <input type="checkbox"/> No</p>	<p>Categories <input type="text"/></p> <p>Including sub categories <input type="checkbox"/> Yes <input checked="" type="checkbox"/> No</p> <p>Products <input type="text"/></p> <p>Display limited to <input type="text" value="all"/></p> <p>Access level <input type="checkbox"/> None <input checked="" type="checkbox"/> all <input type="checkbox"/> Custom</p>
MAIN ATTRIBUTES	EXTRA ATTRIBUTES
<p>Required <input type="checkbox"/> Yes <input checked="" type="checkbox"/> No</p> <p>Custom Error Message <input type="text"/></p> <p>Regular expression check <input type="text"/></p> <p>Attributes <input type="text"/></p> <p>Placeholder <input type="text"/></p> <p>Default value <input type="text"/></p>	<p>Input filtering <input checked="" type="checkbox"/> Yes <input type="checkbox"/> No</p> <p>Maximum length <input type="text" value="0"/></p> <p>Size <input type="text"/></p> <p>Read only <input type="checkbox"/> Yes <input checked="" type="checkbox"/> No</p> <p>Translatable <input type="checkbox"/> Yes <input checked="" type="checkbox"/> No</p>
DISPLAY	DISPLAY : MAIL
<p>Front-end <input type="checkbox"/> Yes <input checked="" type="checkbox"/> No</p> <p>Back-end Form <input checked="" type="checkbox"/> Yes <input type="checkbox"/> No</p> <p>Back-end Listing <input type="checkbox"/> Yes <input checked="" type="checkbox"/> No</p> <p>Comparison page <input type="checkbox"/> Yes <input checked="" type="checkbox"/> No</p> <p>Front-end Listing <input type="checkbox"/> Yes <input checked="" type="checkbox"/> No</p> <p>Invoice <input type="checkbox"/> Yes <input checked="" type="checkbox"/> No</p> <p>Shipping Invoice <input type="checkbox"/> Yes <input checked="" type="checkbox"/> No</p> <p>Back-end Order details ... <input type="checkbox"/> Yes <input checked="" type="checkbox"/> No</p> <p>Back-end Cart details pa... <input type="checkbox"/> Yes <input checked="" type="checkbox"/> No</p> <p>Front-end Cart details p... <input type="checkbox"/> Yes <input checked="" type="checkbox"/> No</p> <p>Checkout <input type="checkbox"/> Yes <input checked="" type="checkbox"/> No</p>	<p>Order notification <input type="checkbox"/> Yes <input checked="" type="checkbox"/> No</p> <p>Order status notification <input type="checkbox"/> Yes <input checked="" type="checkbox"/> No</p> <p>Order creation notificati... <input type="checkbox"/> Yes <input checked="" type="checkbox"/> No</p> <p>Order administrator noti... <input type="checkbox"/> Yes <input checked="" type="checkbox"/> No</p> <p>Payment notification <input type="checkbox"/> Yes <input checked="" type="checkbox"/> No</p>

Hikashop Plugin Enabling Product Pack splits for Order Fulfillment by Brainforge.UK

3.2 product_bfsplitprodpacks4order_qty

MAIN INFORMATION	RESTRICTIONS
<p>Label <input type="text" value="Products in pack"/></p> <p>Table <input type="text" value="product"/></p> <p>Column name <input type="text" value="product_bfsplitprodpacks4order_qty"/></p> <p>Field type <input type="text" value="Text"/></p> <p>Published <input checked="" type="checkbox"/> Yes <input type="checkbox"/> No</p>	<p>Categories <input type="text"/></p> <p>Including sub categories <input checked="" type="checkbox"/> Yes <input type="checkbox"/> No</p> <p>Products <input type="text"/></p> <p>Display limited to <input type="text" value="all"/></p> <p>Access level <input type="radio"/> None <input checked="" type="radio"/> all <input type="radio"/> Custom</p>
MAIN ATTRIBUTES	EXTRA ATTRIBUTES
<p>Required <input checked="" type="checkbox"/> Yes <input type="checkbox"/> No</p> <p>Custom Error Message <input type="text"/></p> <p>Regular expression check <input type="text" value="^[0-9]+\$"/></p> <p>Attributes <input type="text"/></p> <p>Placeholder <input type="text"/></p> <p>Default value <input type="text"/></p>	<p>Input filtering <input checked="" type="checkbox"/> Yes <input type="checkbox"/> No</p> <p>Maximum length <input type="text" value="0"/></p> <p>Size <input type="text"/></p> <p>Read only <input type="checkbox"/> Yes <input checked="" type="checkbox"/> No</p> <p>Translatable <input type="checkbox"/> Yes <input checked="" type="checkbox"/> No</p>
DISPLAY	DISPLAY : MAIL
<p>Front-end <input type="checkbox"/> Yes <input checked="" type="checkbox"/> No</p> <p>Back-end Form <input checked="" type="checkbox"/> Yes <input type="checkbox"/> No</p> <p>Back-end Listing <input type="checkbox"/> Yes <input checked="" type="checkbox"/> No</p> <p>Comparison page <input type="checkbox"/> Yes <input checked="" type="checkbox"/> No</p> <p>Front-end Listing <input type="checkbox"/> Yes <input checked="" type="checkbox"/> No</p> <p>Invoice <input type="checkbox"/> Yes <input checked="" type="checkbox"/> No</p> <p>Shipping Invoice <input type="checkbox"/> Yes <input checked="" type="checkbox"/> No</p> <p>Back-end Order details ... <input type="checkbox"/> Yes <input checked="" type="checkbox"/> No</p> <p>Back-end Cart details pa... <input type="checkbox"/> Yes <input checked="" type="checkbox"/> No</p> <p>Front-end Cart details p... <input type="checkbox"/> Yes <input checked="" type="checkbox"/> No</p> <p>Checkout <input type="checkbox"/> Yes <input checked="" type="checkbox"/> No</p>	<p>Order notification <input type="checkbox"/> Yes <input checked="" type="checkbox"/> No</p> <p>Order status notification <input type="checkbox"/> Yes <input checked="" type="checkbox"/> No</p> <p>Order creation notificati... <input type="checkbox"/> Yes <input checked="" type="checkbox"/> No</p> <p>Order administrator noti... <input type="checkbox"/> Yes <input checked="" type="checkbox"/> No</p> <p>Payment notification <input type="checkbox"/> Yes <input checked="" type="checkbox"/> No</p>

The regular expression check (`^[0-9]+$`) prevents entry of non-numeric values.

Hikashop Plugin Enabling Product Pack splits for Order Fulfillment by Brainforge.UK

Appendix A – Known Limitations

If customer orders 12 the order is not automatically split into 2 packs and 2 single items. It is assumed that the single product page informs the user that packs of 5 (maybe at a discount) are available. In product *Restrictions* the maximum quantity per order for single items could be set to 4.

There is no indication to shop staff that this order requires pack splitting.

In-stock quantities of split packs is not automatically adjusted – requires manual adjustment by warehouse packer. I.E. reduce pack quantity by number of packs used and increase single item quantity by number of items left over after order picked.


Appendix B – Plugin Execution Order

You may have other *Hikashop* plug-ins which use the product quantity. In most situations this plug-in **must** be executed **first** before all the others.

The following *Hikashop* plug-ins are automatically detected and a warning message displayed when this is not the case.

- **plg_hikashop_bfcandfulfillorder**
Can fulfil order plugin by BrainforgeUK

If this warning message appears changing the *Ordering* field of the plugin parameters to *Order First*, as in the following screenshot is normally sufficient.



The screenshot shows the Joomla! administrator interface for configuring the 'Hikashop - Can fulfill order by splitting packs plugin by BrainforgeUK'. The plugin is currently enabled, and the 'Ordering' field is set to '0 Order First'. The 'Access' field is set to 'Public'. The 'Status' field is set to 'Enabled'. The 'Plugin' field is set to 'Hikashop - Can fulfill order by splitting packs plugin by BrainforgeUK'. The 'hikashop / bfcandfulfillorder' breadcrumb is visible. The description states: 'This plugin allows a customer to order more items than those currently in stock by adding items from in-stock packs to the quantity available for that item. Requires Hikashop custom fields on the product table with the following column names: product_bfsplitprodpacks4order_code (This is the pack product code), product_bfsplitprodpacks4order_qty (Number of items which can be split from the pack.)'. The 'Save', 'Save & Close', and 'Close' buttons are visible at the top.