

Hikashop Reports Component by Brainforge.UK

1 Introduction

This component provides a selection of sales / orders reports for Hikashop.

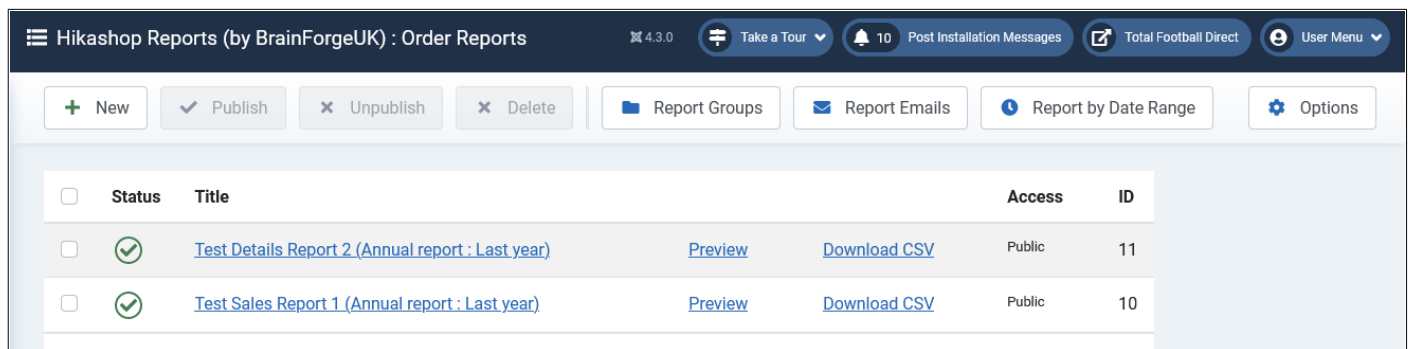
These reports can be shown on screen or emailed to a recipient.

Reports can be emailed automatically using *wget* with scheduled tasks (Linux cron). For instance a report for the previous month can be automatically emailed to your sales team on the 1st of each month.

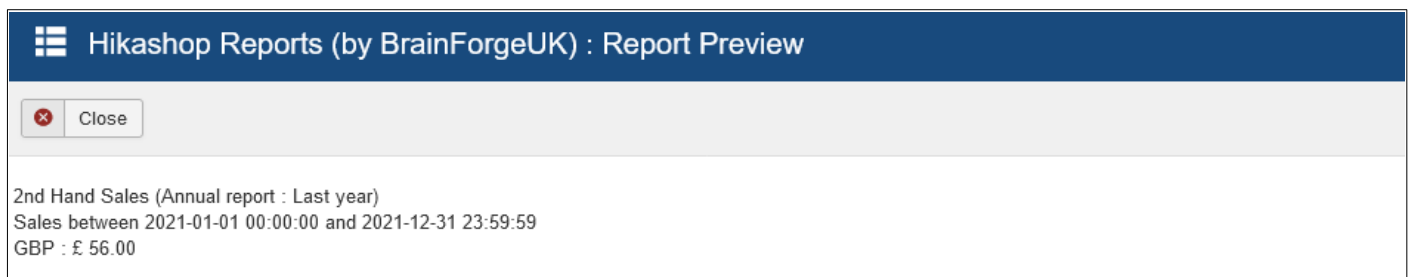
1.1 Order Reports

You can define yearly, monthly, weekly and daily reports of total sales information here.

For each report a *Preview* feature is available.



Status	Title	Access	ID
✓	Test Details Report 2 (Annual report : Last year)	Public	11
✓	Test Sales Report 1 (Annual report : Last year)	Public	10



2nd Hand Sales (Annual report : Last year)
Sales between 2021-01-01 00:00:00 and 2021-12-31 23:59:59
GBP : £ 56.00

Report data can include the following:

- Details (includes ordered product information)
- Discounts
- Orders (count of orders, not value)
- Sales (value of orders, default)
- Shipping
- Tax

Hikashop Reports Component by Brainforge.UK

1.2 Report Groups

You can combine several reports into a group. This enables you to include several reports in a report email. The *Download CSV* feature allows you to load the data into a spreadsheet for further processing.

The screenshot shows the 'Report Groups' management interface. At the top, there's a header bar with the title 'Hikashop Reports (by BrainForgeUK) : Report Groups' and version '4.3.0'. Below the header, there are several buttons: '+ New', 'Publish', 'Unpublish', 'Delete', 'Order Reports', 'Report Emails', 'Report by Date Range', and 'Options'. The main content area contains a table with the following data:

<input type="checkbox"/>	Status	Title		Access	ID
<input type="checkbox"/>	✓	Test Report Group	Preview Download CSV	Public	2

The screenshot shows the 'Group Preview' interface. It has a 'Close' button at the top left. The main content area displays 'Key Sales' information:

Featured Sales (Annual report : Last year)
Sales between 2021-01-01 00:00:00 and 2021-12-31 23:59:59
GBP : £ 48,208.00

Top Value Sales (Annual report : Last year)
Sales between 2021-01-01 00:00:00 and 2021-12-31 23:59:59
GBP : £ 384.00

2nd Hand Sales (Annual report : Last year)
Sales between 2021-01-01 00:00:00 and 2021-12-31 23:59:59
GBP : £ 56.00

1.3 Report Emails

The screenshot shows the 'Report Emails' management interface. At the top, there's a header bar with the title 'Hikashop Reports (by BrainForgeUK) : Report Emails' and version '4.3.0'. Below the header, there are several buttons: '+ New', 'Publish', 'Unpublish', 'Delete', 'Order Reports', 'Report Groups', 'Report by Date Range', and 'Options'. The main content area contains a table with the following data:

<input type="checkbox"/>	Status	Title	Send Email		Access	ID
<input type="checkbox"/>	✓	Test email	sales-team@your-site.co.uk	Preview Download CSV	Public	3

In addition to manually sending an email using the *Send Email* link above you can also automatically send emails at regular intervals (e.g. weekly or monthly). On a Linux system use *cron* and call the *Send Email* link using the *wget* command. See section 2.3 for more details.

Hikashop Reports Component by Brainforge.UK

1.4 Report by Date Range

Reports can also be generated for sales information between 2 specific dates, as opposed to the generic ‘last year’, ‘last month’, ‘yesterday’ settings frequently used when automatically sending reports by email.

The *Start* and *End* dates will override the configured yearly, monthly, weekly and daily settings for each report in the group.

The screenshot shows the 'Report by Date Range' interface. At the top, there's a header bar with the title 'Hikashop Reports (by BrainForgeUK) : Report by Date Range', version '4.3.0', and navigation links like 'Take a Tour', 'Post Installation Messages', 'Total Football Direct', and 'User Menu'. Below the header, there's a toolbar with buttons for 'On Screen Display', 'CSV Download', 'Order Reports', 'Report Groups', 'Report Emails', and 'Options'. The main form area has a 'With tax' checkbox. Below it, there are two tabs: 'Report' and 'Report Group', with 'Report Group' currently selected. Under the 'Report Group' tab, there's a dropdown menu labeled 'Report Group' with the text '-- Select --'. Below this, there are two date input fields: 'Start date *' and 'End date *', each with a calendar icon to its right.

You can run this for either a *Report Group* or an individual *Report*.

Hikashop Reports Component by Brainforce.UK

2 Configuration

2.1 Order Reports

The first step is to define one or more reports which can then be assigned to one or more report groups.

The screenshot shows the Hikashop Reports configuration interface. At the top is a navigation bar with tabs: System, Users, Menus, Content, Components, Extensions, and Help. Below the navigation bar is a toolbar with buttons: Save, Save & Close, Save & New, Save as Copy, and Cancel. The main form is divided into two columns. The left column contains fields for: Name (2nd Hand Sales), Report type (Annual report), Report period (Last year), Order status (confirmed), Report data (Sales), With tax (No), Include shipping (No), Include coupon (No), Only include these products in sales report (Product categories: Second Hand, Sub categories: No), Report on orders using these shipping methods (All), and Exclude these products from sales report (Product categories: empty, Sub categories: No). The right column contains fields for: Status (Unpublished/Published), Access (Public), Note (empty), ID (1), and Report on orders using these payment methods (All).

When creating / editing a summary report the available options change according to which of the following are selected:

- **Report type**
Annual, monthly, weekly, daily.

For correct operation of *weekly* reports you may need to adjust the *First Day of Week* settings in the component options.

- **Report type**
Discounts, sales, orders, shipping, tax.

Setting the *Report type* to *orders* gives you a count of the number of orders which meet the selected criteria, the other settings show the total value grouped by order currency.

When selecting *Order status*, depending on your order handling, it may not be sufficient to just select *Confirmed* order status – you may also need to include *Shipped*, *Collected* etc..

Hikashop Reports Component by Brainforge.UK

2.2 Report Groups

The previously defined reports can then be assigned to one or more report groups.

Hikashop Reports (by BrainForgeUK) : Edit Report Group

Save

Save & Close

Save & New

Save as Copy

Cancel

Group title *

Key Sales

Reports in group

Report *

+ Featured Sales

x

Report *

+ Top Value Sales

x

Report *

+ 2nd Hand Sales

x

Status

UnpublishedPublished

Access

Public

Note

ID

2

The order in which the reports appear in the email can be controlled by changing their position in the email edit form (use the left-hand grab bar).

Hikashop Reports Component by Brainforge.UK

2.3 Report Emails

The previously defined reports / report groups can then be assigned to one or more report emails.

Hikashop Reports (by BrainForgeUK) : Create Report Email

4.3.0 Take a Tour 10 Post Installation Messages Total Football Direct User Menu

Save Save & Close Save & New Save as Copy Cancel

Email title * Test email

Email address * sales-team@your-site.co.uk

Attachment None CSV

Email body Heading Only Complete

Filename * hikashopbfreport-{YmdHis}

The suffix (e.g. .csv) can be omitted as it is automatically generated.
You can include the date and time of the email by using a PHP date format string enclosed in curly brackets (e.g. {YmdHis}).

Content Report Report Group

Report Group Test Report Group

Email key 60bc1452f933c256f8b8e5fa1ddb9de

Status Unpublished Published

Set publication status.

Access Public

The access level group that is allowed to view this item.

Note

ID 4

Record number in the database.

Send Email

For scheduled emails (when using cron) copy the link and use the 'wget' command.

Without an attachment the complete report is displayed in the email body. A CSV attachment is useful for importing the data into a spreadsheet or an accounting tool. When a CSV attachment is used you have the option of reducing the email body to only show the report heading.

The *Email key* is automatically generated and can be used to send the email from a scheduled task (Linux cron) using *wget*.

The link used to send the email looks like this:

```
https://yoursite.shop/?option=com_hikashopbfreports&email_key=813fa2fbd99243c31a56deb1ff9aefb0
```

A typical cron command (on a Linux server managed through Plesk) would look like this:

```
wget -O - 'https://yoursite.shop/?option=com_hikashopbfreports&email_key=813fa2fbd99243c31a56deb1ff9aefb0'
```

Don't forget to wrap the URL with quotes – in order to escape character specials to your shell (e.g. &).


The `-O -` option sends the output to stdout. Using a Plesk managed server you have ability to control what to do with this – as well as other *wget* command line options.


The optional CSV attachment is intended to provide the data in an easily machine readable format for use by your own custom scripts / spreadsheet macro etc..

The CSV filename is customisable, and can include the date and time of creation (as in the filename form field default value).

Hikashop Reports Component by Brainforge.UK

Appendix 1 Example Summary Report Email Preview

 Hikashop Reports (by BrainForgeUK) : Email Preview

 Close

Monthly Report for accounts@myhikashop.com

Total Sales
Sales between 2021-08-01 00:00:00 and 2021-08-31 23:59:59
GBP : £ 28,569.20

Total 2nd Hand Sales
Sales between 2021-08-01 00:00:00 and 2021-08-31 23:59:59
GBP : £ 2,075.00

Total Shipping
Shipping between 2021-08-01 00:00:00 and 2021-08-31 23:59:59
GBP : £ 3,225.50

Total Tax
Tax between 2021-08-01 00:00:00 and 2021-08-31 23:59:59
GBP : £ 4,827.80


Total Orders
Orders between 2021-08-01 00:00:00 and 2021-08-31 23:59:59
53


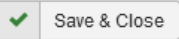
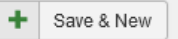
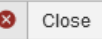
You can change the date / time format of the *Sales between ...* text using Joomla language overrides. The default setting is:

Language Constant
COM_HIKASHOPBFREPORTS_EMAIL_REPORTFOR_DATEFORMAT

Text
Y-m-d H:i:s

Refer to <https://www.php.net/manual/en/datetime.format.php> for available format characters.

 Languages: Edit Override

 Save  Save & Close  Save & New  Close

Edit this Override

Language

Location

Language Constant *

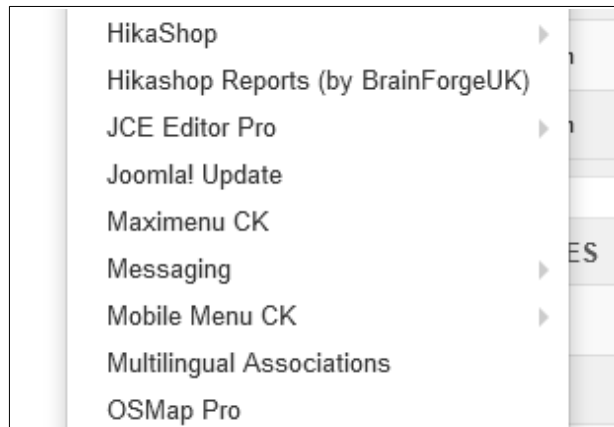
Text

For Both Locations ☐

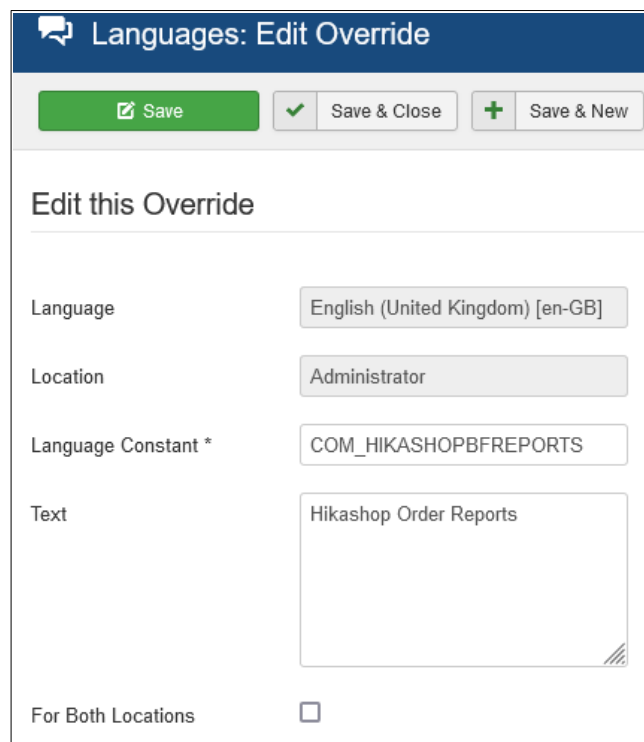
Hikashop Reports Component by Brainforge.UK

Appendix 2 Component Menu Item Title

By default the menu item appears like this:



If you prefer you can change this using Joomla language overrides such as:

A screenshot of the Joomla! 'Languages: Edit Override' form. The form has a blue header with a speech bubble icon and the title 'Languages: Edit Override'. Below the header are three buttons: 'Save' (green), 'Save & Close' (grey), and 'Save & New' (grey). The main section is titled 'Edit this Override'. It contains four fields: 'Language' with a dropdown menu showing 'English (United Kingdom) [en-GB]', 'Location' with a dropdown menu showing 'Administrator', 'Language Constant *' with a text input field containing 'COM_HIKASHOPBFREPORIS', and 'Text' with a text area containing 'Hikashop Order Reports'. At the bottom, there is a checkbox labeled 'For Both Locations' which is currently unchecked.

Hikashop Reports Component by Brainforce.UK

Appendix 3 Component Options

Appendix 3.1 Basic

Appendix 3.2 Permissions

Action	Select New Setting	Calculated Setting
Configure ACL & Options	Inherited	Not Allowed (Inherited)
Access Administration Interface	Allowed	Allowed
Report Administration	Inherited	Not Allowed (Inherited)
Group Administration	Inherited	Not Allowed (Inherited)
Email Administration	Inherited	Not Allowed (Inherited)

The permissions shown above will allow shop staff to run a report for a date range (section 1.4) but will not allow them to create / modify the report / group / email configurations.

Hikashop Reports Component by Brainforge.UK

Appendix 4 Debug Feature

When checking a report it is often convenient to test it against a single order using the *preview* feature like this:

```
https://yoursite.shop/administrator/index.php?
option=com_hikashopbfreports&view=report&layout=preview&report_id=7&order_id=12345
```

Note that the order must meet all the report criteria (e.g. product categories), otherwise the result will be zero!

Appendix 5 Custom Item Fields Affecting the Price

If you have custom item fields (e.g. weight or length of item ordered) which affect the price the customer pays then the sales results obtained using this component may not work as expected.

This component recognises the Hikashop Item Custom Field Quantity Handler Plugin (`plg_system_bfhikashopitemqtyfield`), also by BrainforgeUK, and caters for item order weights etc. accordingly.

The `plg_system_bfhikashopitemqtyfield` plugin handles order item price calculation for items which have a custom field which affects the price.

Typically such custom fields include one of the following.

- *Weight (kg) - using field named 'item_weightkg'.*
- *Length (m) - using field named 'item_lengthm'.*
- *Width (m) - using field named 'item_widthm'.*